



# Compliance noise monitoring report

## Glebe Island 8 – Akuna

Port Authority of New South Wales

2/3 December 2021



The Power of Commitment

**GHD Pty Ltd | ABN 39 008 488 373**



133 Castlereagh Street, Level 15

Sydney, New South Wales 2000, Australia

**T** +61 2 9239 7100 | **F** +61 2 9239 7199 | **E** [sydmail@ghd.com](mailto:sydmail@ghd.com) | **ghd.com**

<b>Author</b>	Chris Gordon
<b>Client name</b>	Port Authority of New South Wales
<b>Document title</b>	Compliance noise monitoring report – Glebe Island 8 – Akuna
<b>Revision version</b>	Rev 1
<b>Project number</b>	12540862

#### Document status

Status Code	Revision	Author	Reviewer		Approved for issue		
			Name	Signature	Name	Signature	Date
R4	0	C Gordon	V Lau		E Milton		17/12/2021
R4	1	C Gordon	V Lau		E Milton		28/01/2022

© GHD 2022

This document is and shall remain the property of GHD. The document may only be used for the purpose for which it was commissioned and in accordance with the Terms of Engagement for the commission. Unauthorised use of this document in any form whatsoever is prohibited.

# 1. Introduction

GHD Pty Ltd (GHD) has been engaged by Port Authority of New South Wales (Port Authority) to undertake compliance noise monitoring, as required by the *Port Noise Policy (Port Authority, 2020)*.

This report provides the details of the compliance noise monitoring of the Akuna bulk cargo vessel, while at berth at Glebe Island 8 (GI-8), which was undertaken on the 2/3 December 2021 for both daytime and night-time measurements. Daytime monitoring was impacted by high winds and as such has not been included in this report. The noise monitoring methodology, noise limits for vessels at berth and the noise monitoring locations are detailed in Appendix A.

## 2. Noise monitoring details

Client	Vessel name / location	Engineer details	Sound level meter details	Sound level calibrator results	Equipment settings
Port Authority of New South Wales	Akuna  Glebe Island 8	Chris Gordon (GHD) <ul style="list-style-type: none"> <li>is a member employee of GHD, a member of the Australian Acoustical Society (AAS) a member firm of the Association of Australasian Acoustical Consultants (AAAC)</li> <li>Bachelor of Engineering (Mechanical), UTS 2012</li> <li>Has over 11 years of professional experience in the field of acoustics.</li> </ul>	Svantek 977 Type 1 Sound level meter SN: 36872 IEC 61672-3:2013 Compliant Manufactured prior 2019 1.5 m above ground level Free-field conditions	Svan 30A Class 1 Sound level calibrator SN: 278663 AS 60942:2003 Compliant Manufactured prior 2017	A-weighted Fast time response 15 minute intervals  Pre and post calibration variation: Night: - 0.1 dB
Date and time	Monitoring locations (see Appendix A for site map)	Meteorological conditions	Site observations		
<b>Daytime:</b> NA	<b>Location M1 –</b> 1 Batty Street	Wind: > 7 m/s Rain: Nil	<ul style="list-style-type: none"> <li>Noise emission from the Akuna was audible, however the noise environment was influenced by high wind levels. The noise data captured could not be used due to the wind.</li> </ul>		
<b>Night-time:</b> 2/3 December 2021 23:37 to 00:42	<b>Location M2 –</b> 1 Buchanan Street	Wind: < 2 m/s Rain: Nil	<ul style="list-style-type: none"> <li>Pioneer was present in Glebe Island 7 during the measurement period. The Pioneer was the louder of the two vessels, therefore making it difficult to determine the exact noise level of the Akuna</li> <li>Measurements were not impacted by any significant extraneous noise</li> <li>Vessel appeared to be tonal, however was not present in 1/3 octave spectrum. A detailed assessment was undertaken to assess for tonality.</li> </ul>		

### 3. Attended noise monitoring results

The night-time noise levels presented in the table below were influenced by both the Akuna at Glebe Island 8 and the Pioneer at Glebe Island 7. Measurements were unable to be undertaken of the Akuna only as there was no period where only the Akuna was berthed.

Vessel contribution levels have been estimated based on site observations, and previous measurements of both the Akuna and the Pioneer

Location	Measurement time	L <sub>Aeq</sub> (15 min)	L <sub>Ceq</sub> (15 min)	L <sub>Ceq</sub> - L <sub>Aeq</sub>	L <sub>A10</sub> (15 min)	L <sub>A90</sub> (15 min)	L <sub>Amax</sub>	Estimated vessel contribution <sup>1</sup> , dBA
<b>Night-time – 2/3 December 2021</b>								
M1	00:11 to 00:26	53	65	12	54	51	55	<b>L<sub>max</sub> event:</b> 55 dBA
	00:27 to 00:42	53	64	11	54	52	55	L <sub>Aeq</sub> (1 hour) ≈ 50 dBA
M2	23:37 to 23:52	50	66	16	53	46	51	<b>Site related noise levels</b> 49-52 dBA <b>L<sub>max</sub> event:</b> 54 dBA
	23:53 to 00:08	48	66	18	48	46	54	L <sub>Aeq</sub> (1 hour) ≈ 45 dBA
<p>Note</p> <p>1) Refer to standard methodology in Appendix A for method of estimating vessel contribution</p> <p>2) L<sub>Ceq</sub> noise levels at this location were impacted by noise from the Pioneer located within Glebe Island 7. Based on measurements at Location 1 and previous measurements of the Akuna, it is unlikely that noise from the Akuna contains low frequency noise.</p>								

## 4. Assessment of modifying factors

Location	Measurement time	Low frequency noise		Tonal noise		Intermittent noise	
		Y/N	Penalty, dB	Y/N	Penalty, dB	Y/N	Penalty, dB
Night-time – 2/3 December 2021							
M1	23:19 to 23:34	N	-	Y <sup>2</sup>	-	N	-
	23:35 to 23:50	N	-	Y <sup>2</sup>	-	N	-
M2	23:55 to 00:10	Y	NA <sup>1</sup>	Y <sup>2</sup>	-	N	-
	00:11 to 00:26	Y	NA <sup>1</sup>	Y <sup>2</sup>	-	N	-
Note 1) Based on this and previous measurements of the Akuna, it is likely that the combination of both the Pioneer and Akuna is increasing C-weighted levels, however based on previous measurements the Akuna itself may contain low frequency noise 2) See Section 5 below for the detailed tonal noise assessment							

## 5. Detailed tonal assessment

During the site visit, a noticeable tone from the Akuna was observed during all measurements and locations, however this was not seen in the 1/3 octave data. As such, a penalty would not be applicable in accordance with Table C1 of the Noise Policy for Industry (NPfI) (EPA, 2017).

Table C1 of the NPfI also states the following:

*narrow band analysis using the reference method in ISO1996-2:2007, Annex C may be required by the consent/regulatory authority where it appears that a tone is not being adequately identified e.g. where it appears that the tonal energy is at or close to the third octave band limits of contiguous bands.*

The notes of Table C1 also states the following:

*3. Where narrow-band analysis using the reference method is required, as outlined in column 5, the correction will be determined by the ISO1996-2:2007 standard.*

A narrow band assessment (Fast Fourier Transform (FFT) analysis) was undertaken using the audio recordings to determine whether a penalty should be applied in accordance with ISO1996-2:2007. Figure 5.1 (Location 1) and Figure 5.2 (Location 2) show the narrow band assessment.

Based on the assessment in accordance with ISO1996-2:2007, the maximum 6 dB penalty has been applied to the estimated vessel contribution outlined in section 3, rather than the NPfI 5 dB penalty which is applied when tonal noise is identified using the 1/3 octave data. These are presented in the Section 6 compliance summary.

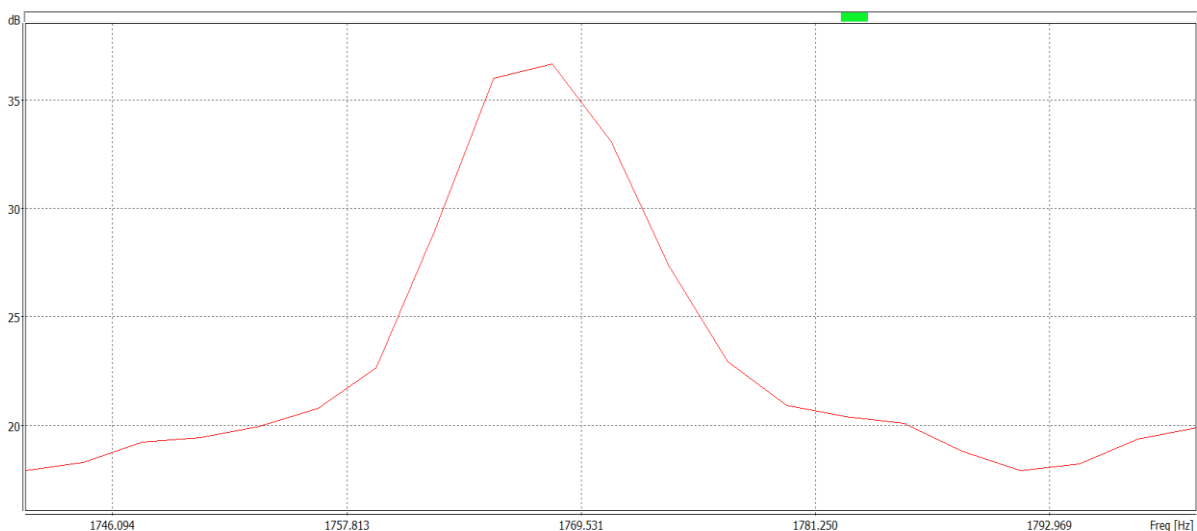


Figure 5.1 FFT analysis (Location 1)

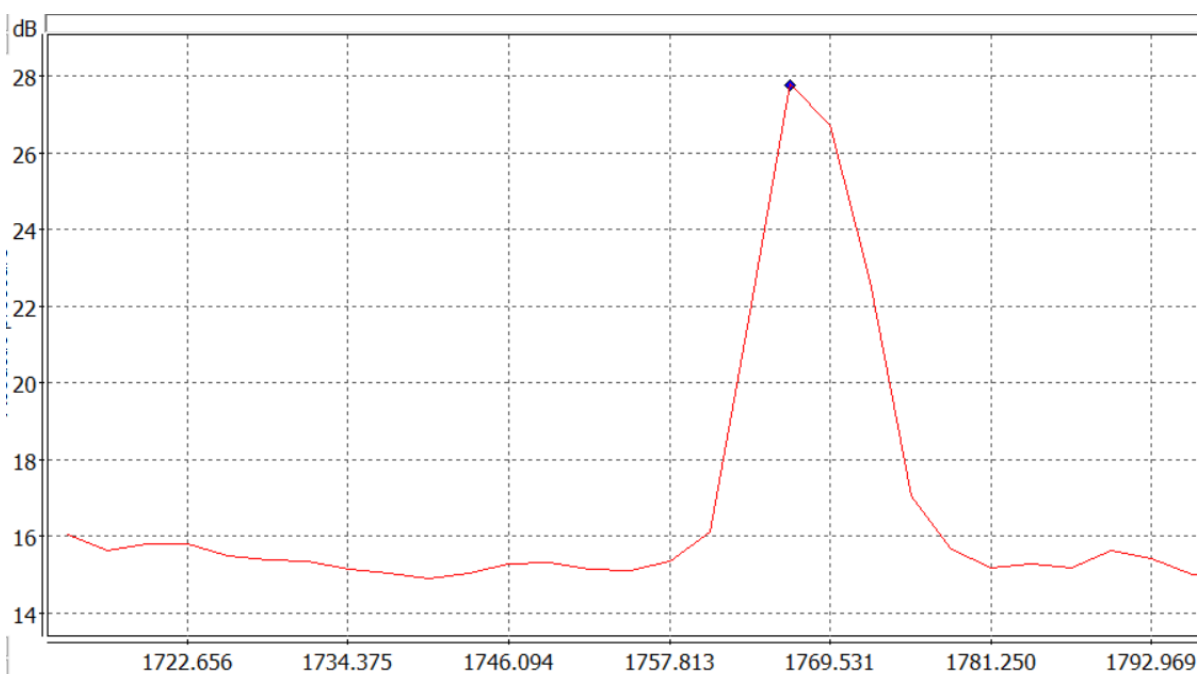


Figure 5.2 FFT analysis (Location 2)

## 6. Compliance assessment

Location	Estimated vessel noise (GI-8), dBA (inclusive of any modifying factor penalties)			Vessel Noise Trigger Levels, dBA			Compliance	
	Daytime $L_{Aeq}(15 \text{ hour})$	Night-time $L_{Aeq}(1 \text{ hour})$	Night-time $L_{Amax}$	Daytime $L_{Aeq}(15 \text{ hour})$	Night-time $L_{Aeq}(1 \text{ hour})$	Night-time $L_{Amax}$	Day	Night
M1	-	56 <sup>1</sup>	55	60	55	65	-	No
M2	-	51 <sup>1</sup>	50				-	Yes

Note 1) Inclusive of a 6 dB penalty for tonal noise, in accordance with ISO1996-2:2007 and the Noise Policy for Industry

# Appendices

# **Appendix A**

**Standard methodology**



# 1. Methodology

## 1.1 Attended noise monitoring methodology

The methodology for the attended compliance noise monitoring included the following:

- Identification of suitable noise monitoring locations. This was selected based on the location of the vessel, and identifying the nearest sensitive receivers in accordance with the locations detailed in Figure 2-1.
- Noise logging was conducted during the daytime and night-time, in accordance with the requirements of the *Port Noise Policy*
- A calibration check was performed on the noise monitoring equipment using a sound level calibrator with a sound pressure level of 94 dB) at 1 kHz. At completion of the measurements, the meter’s calibration was re-checked to ensure the sensitivity of the noise monitoring equipment had not varied. The tolerance for each measurement is detailed in Section 2
- Noise monitoring was undertaken using a Svantek 977 or 979 environmental noise logger. The noise logger was programmed to accumulate  $L_{A90}$ ,  $L_{A10}$ ,  $L_{Amax}$ ,  $L_{Aeq}$  and  $L_{Ceq}$  noise descriptors continuously over the entire monitoring period. Details of the noise monitoring equipment are provided in the main body of the report
- Noise monitoring was undertaken during periods of time where average wind speeds were less than 5 m/s, or when rainfall did not occur.
- The data collected was downloaded and analysed to remove extraneous noise and determine the noise contribution from the vessel. Where required, this was done in accordance with techniques detailed in Section 7.1.1 of the Noise Policy for Industry, including:
  - Using frequency filtering techniques
  - Using other descriptors such as  $L_{A90}$
  - Analysing data (or pausing meter) to determine noise levels during period without extraneous noise
- Noise monitoring was conducted by a competent Acoustic Engineer from GHD, with details provided in Section 2

All noise monitoring activities were undertaken and processed in accordance with the Noise Policy for Industry (EPA 2017) short-term monitoring method and Draft Approved Methods. All noise logger settings and descriptors used were based on this method.

## 1.2 Noise limits for vessels at berth

The noise trigger level for vessels at berth are defined in the Port Noise Policy and are presented in Table 1.1. These are assessed at the worst affected sensitive receiver. Note that these are proposed to be reviewed periodically to consider whether they can be lowered to reduce noise impacts from overall port operations. The anticipated ultimate noise trigger level is 50 dBA, following multiple 2 dBA reductions.

The trigger level is applicable at the worst affected sensitive receiver at the time of commencing this policy.

**Table 1.1** Vessel Trigger Noise Levels (external) (Table 3 from Port Noise Policy)

Environmental trigger applied to vessels at berth	Assessment Location	Day (7 am to 10 pm)	Night (10 pm to 7 am)	
		$L_{Aeq}(15 \text{ hour})$	$L_{Aeq}(1 \text{ hour})$	$L_{Amax}$
Glebe Island 1 and 2 Glebe Island 7 and 8 White Bay 3 White Bay 4 (non-cruise)	All residential land near the port	60 dBA	55 dBA	65 dBA

## 1.3 Noise Policy for Industry Modifying Factors

The vessel trigger noise levels within the Port Noise Policy are assumed to be inclusive of modifying factors for annoying characteristics and requires these to be assessed in accordance with the NSW Noise Policy for Industry (NPfI), with the exception of low frequency noise. As outlined in the Port Noise Policy (Section 2.5, Appendix F) an approach to low frequency noise will be developed following review of vessel noise levels which will provide a statistical understanding of low frequency noise.

A summary of the modifying factors as presented in the NPfI are detailed in Table 1.2.

Table 1.2 Modifying factor corrections (Table C1 from Noise Policy for Industry)

Factor	Assessment / measurement	When to apply	Correction <sup>1</sup>	Comments
Tonal noise	One-third octave band analysis using the objective method for assessing the audibility of tones in noise – simplified method (ISO1996.2-2007 – Annex D).	Level of one-third octave band exceeds the level of the adjacent bands on both sides by: <ul style="list-style-type: none"> <li>– 5 dB or more if the centre frequency of the band containing the tone is in the range 500–10,000 Hz</li> <li>– 8 dB or more if the centre frequency of the band containing the tone is in the range 160–400 Hz</li> <li>– 15 dB or more if the centre frequency of the band containing the tone is in the range 25–125 Hz.</li> </ul>	5 dB <sup>2,3</sup>	Third octave measurements should be undertaken using unweighted or Z-weighted measurements. <b>Note:</b> Narrow-band analysis using the reference method in ISO1996-2:2007, Annex C may be required by the consent/regulatory authority where it appears that a tone is not being adequately identified, e.g. where it appears that the tonal energy is at or close to the third octave band limits of contiguous bands.
Low-frequency noise (penalty not currently applied to vessel noise)	Measurement of source contribution C-weighted and A-weighted level and one-third octave measurements in the range 10–160 Hz	Measure/assess source contribution C- and A-weighted Leq,T levels over same time period. Correction to be applied where the C minus A level is 15 dB or more and: <ul style="list-style-type: none"> <li>– Where any of the one-third octave noise levels in Table C2 are exceeded by up to and including 5 dB and cannot be mitigated, a 2 dB(A) positive adjustment to measured/predicted A-weighted levels applies for the evening/night period</li> <li>– Where any of the one-third octave noise levels in Table C2 are exceeded by more than 5 dB and cannot be mitigated, a 5-dB(A) positive adjustment to measured/predicted A-weighted levels applies for the evening/night period and a 2 dB(A) positive adjustment applies for the daytime period.</li> </ul>	2 or 5 dB <sup>2</sup>	A difference of 15 dB or more between C and A-weighted measurements identifies the potential for an unbalance spectrum and potential increased annoyance. The values in Table C2 are derived from Moorhouse (2011) for DEFRA fluctuating low-frequency noise criteria with corrections to reflect external assessment locations.
Intermittent noise	Subjectively assessed but should be assisted with measurement to gauge the extent of change in noise level.	The source noise heard at the receiver varies by more than 5 dB(A) and the intermittent nature of the noise is clearly audible	5 dB	Adjustment to be applied for night-time only.
Maximum adjustment	Refer to individual modifying factors	Where two or more modifying factors are indicated.	Maximum correction of 10 dB(A) <sup>2</sup>	

Factor	Assessment / measurement	When to apply	Correction <sup>1</sup>	Comments
			(excluding duration correction)	

Notes:

1. Corrections to be added to the measured or predicted levels, except in the case of duration where the adjustment is to be made to the criterion.
2. Where a source emits tonal and low-frequency noise, only one 5-dB correction should be applied if the tone is in the low-frequency range, that is, at or below 160 Hz.
3. Where narrow-band analysis using the reference method is required, as outlined in column 5, the correction will be determined by the ISO1996-2:2007 standard, in Section C.2.4. The correction is determined using Table C.1 (Masking threshold, MT, and curves for determining the adjustment, Kt) and ranges between 0 and 6 dB.
4. Standard approaches for low frequency noise in the Noise Policy for Industry evaluate differences between A and C weighted levels. However, this is not suitable when considering mitigation of vessel engines and fans that inherently have low frequency noise. For example, many engines may trigger a correction factor for annoying characteristics even when the low frequency component is too quiet to cause annoyance. Furthermore, the difference between A and C weighted noise levels from vessels may vary significantly in different directions. Using the Noise Policy for Industry this would result in penalties being triggered in some directions and not others when the low frequency noise impact on community is relatively constant in all directions.

## 2. Site description

Figure 2-1 below shows the following:

- Berth locations
- Key receiver locations for each berth

### 3. Glossary of terms

Abbreviation	Definition
dB	Unit of measurement for Sound Pressure Level known as a decibel.
dB(A)	'A-weighted' decibel measurement. A-weighting is an adjustment made to noise measurement to approximate the response of the human ear.
Hertz (Hz)	Hertz is the unit of frequency, representing one cycle per second.
Low frequency noise	Noise containing high levels of energy in the low frequency range, defined as 10 Hz to 160 hz in the NPfI
L <sub>Aeq(period)</sub>	Equivalent A-weighted sound pressure level is the steady sound level that, over a specified period of time, would produce the same energy equivalence as the fluctuating sound level actually occurring. This is considered to represent ambient noise.
L <sub>Ceq(period)</sub>	Equivalent C-weighted sound pressure level is the steady sound level that, over a specified period of time, would produce the same energy equivalence as the fluctuating sound level actually occurring. The adjustment takes account of low-frequency components of noise within the audibility range of humans
L <sub>A90(period)</sub>	The A-weighted sound pressure level that is exceeded for 90 per cent of the time over which a given sound is measured. This is considered to represent the background noise.
L <sub>A10(period)</sub>	The arithmetic average of the sound pressure level that is exceeded for 10 per cent of the time specified. This is considered representative of the average maximum noise
L <sub>Amax</sub>	The maximum sound pressure level of an event measured with a sound level meter satisfying AS IEC 61672.1-2004 set to 'A' frequency weighting and fast time weighting
Sensitive Receiver	A sensitive receiver can be defined as any dwelling; caretakers house; library; educational institution; religious facility; childcare centre; kindergarten; hospital; surgery or other medical institution including an institutional home; commercial and/or retail activity (such as any, hotel, motel, caravan park or tourist establishment).
Tonal noise	Noise containing a prominent frequency and characterised by a definite pitch



[ghd.com](http://ghd.com)

→ **The Power of Commitment**