


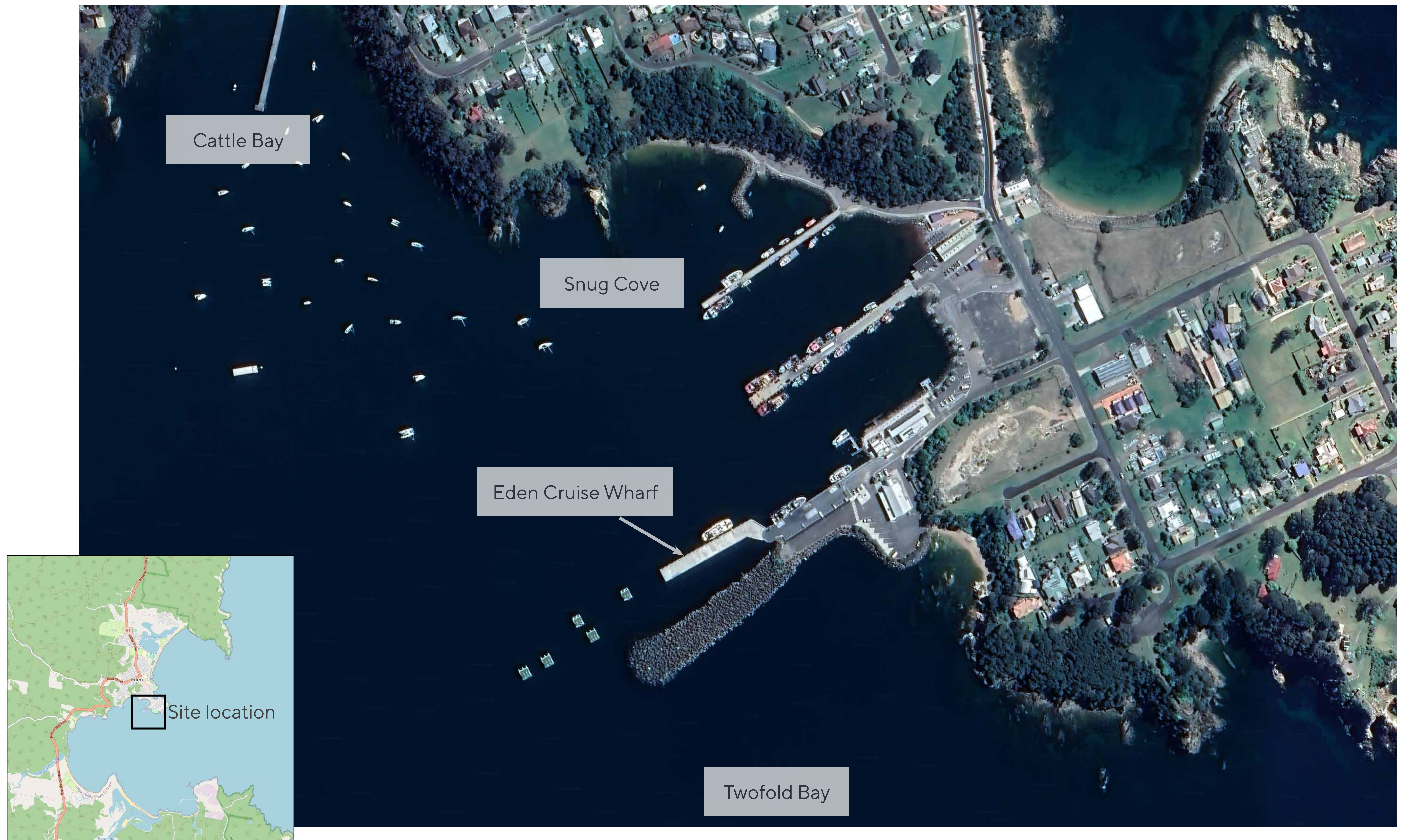
Eden Cruise Wharf - Proposed Modification

Proposed modification to the State Significant Infrastructure (SSI) Approval SSI7734

Community information sessions: 16 and 17 August 2022



Project Location




What is the purpose of this modification?



Project Objectives:

- Respond to ongoing demand from various shipping industries including Royal Australian Navy
- Respond to ongoing demand from cruise lines with ships larger than those currently using the Eden Cruise Wharf (e.g., Majestic Princess - 330m, Queen Mary II - 345m, Ovation of the Seas - 348m, Oasis of the Seas - 362m)
- Optimise use of the existing infrastructure allowing increased operational flexibility
- Support business opportunities for local and regional communities



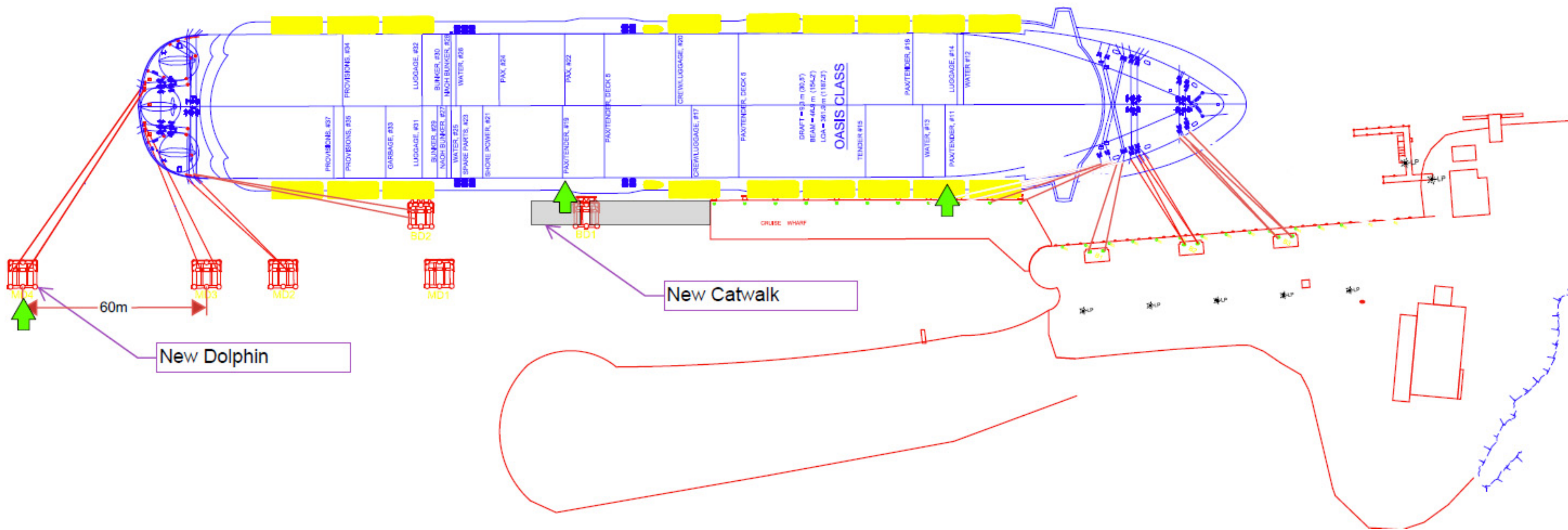
The proposed modification will increase visitation scope for existing vessel operators and create future opportunities for new vessel operators.

What changes are proposed under this modification?

Item	Existing Approval	Proposed Change
Cruise ship length	Up to 325m	Up to 370m
No. passengers + crew	~ 2,400 + 1,100	Max ~ 6,780 + 2,300
Non-cruise vessel length (Navy, project cargo, gas support, other commercial)	Up to 100m	Up to 370m
Overnight berthing	Vessels up to 100m	Vessels over 100m
Wharf operating hours	7:00am to 10:00pm	No change
Cruise ship visit limit	60 per annum	No limit

Other Changes

- Construction of ONE additional marine dolphin for safe berthing of larger ships
- Option to construct a catwalk between the wharf and existing marine dolphin to facilitate passenger embarkation / disembarkation
- Two minor changes to the notification and complaints procedures



Environmental Assessment Study Areas

Key operational issues to be assessed in the Environmental Assessment:

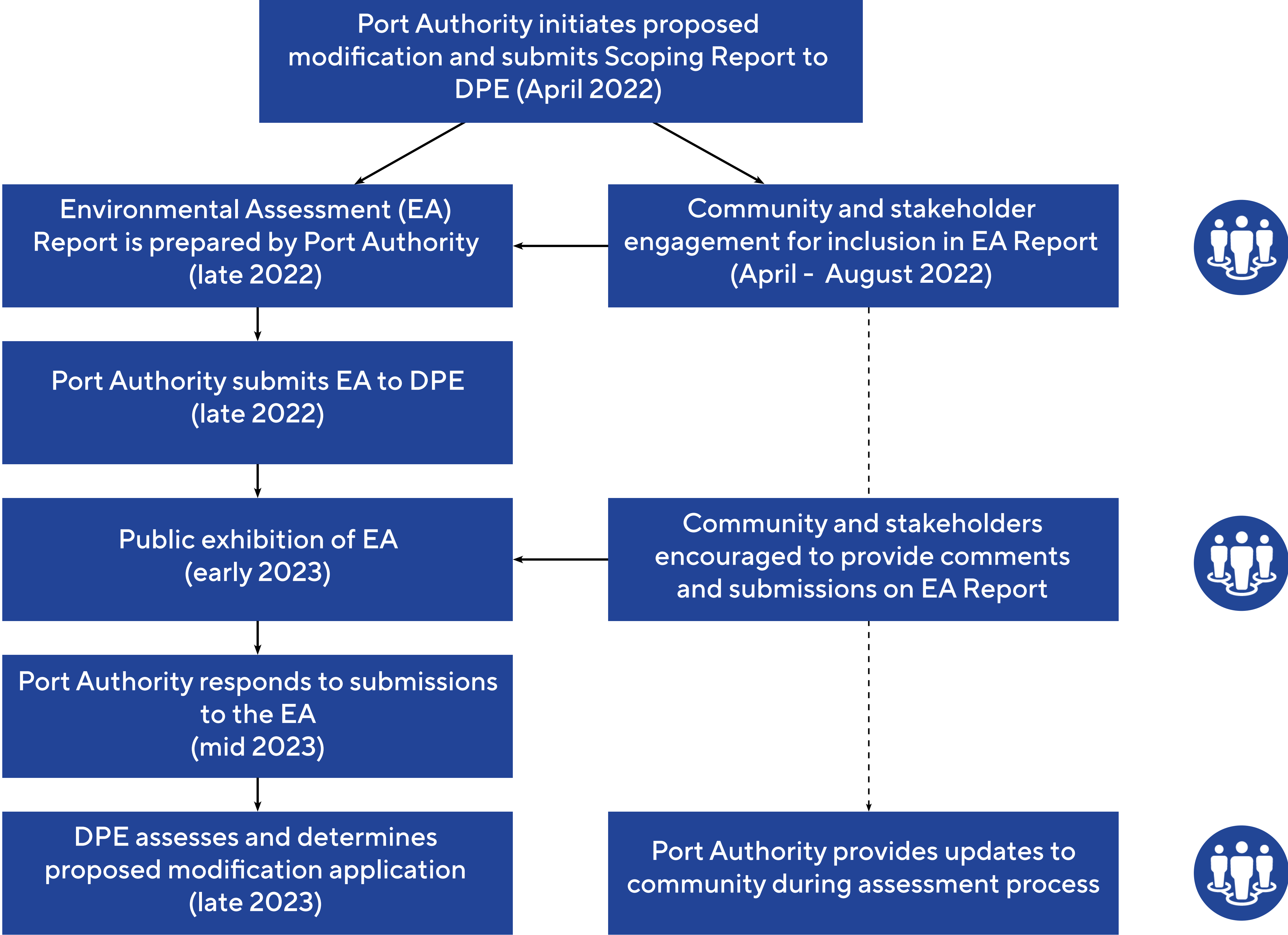
- Noise
- Air quality
- Traffic, transport and access
- Socio-economic
- Visual amenity
- Aquatic ecology
- Sediment and water quality
- Vessel navigation

Modelling of noise and air quality impacts will be undertaken by specialists in accordance with Environmental Protection Authority guidelines

Construction impacts for infrastructure works to be assessed for the proposed modification to the Eden Cruise Wharf



Assessment Process and Indicative Timeframes



Cruise Visitation to Eden

2005 – First cruise ship visits Eden (Navy wharf)

2005-2019 – Steady visitation and growth

August 2019 – Eden Cruise Wharf complete

2019/20 season – Biggest cruise season to date

- 18 cruise visits
- 20,000 passengers
- \$9.8m in local / regional economic value
- note: 15 cancellations (4 x bushfire, 11 x Covid)

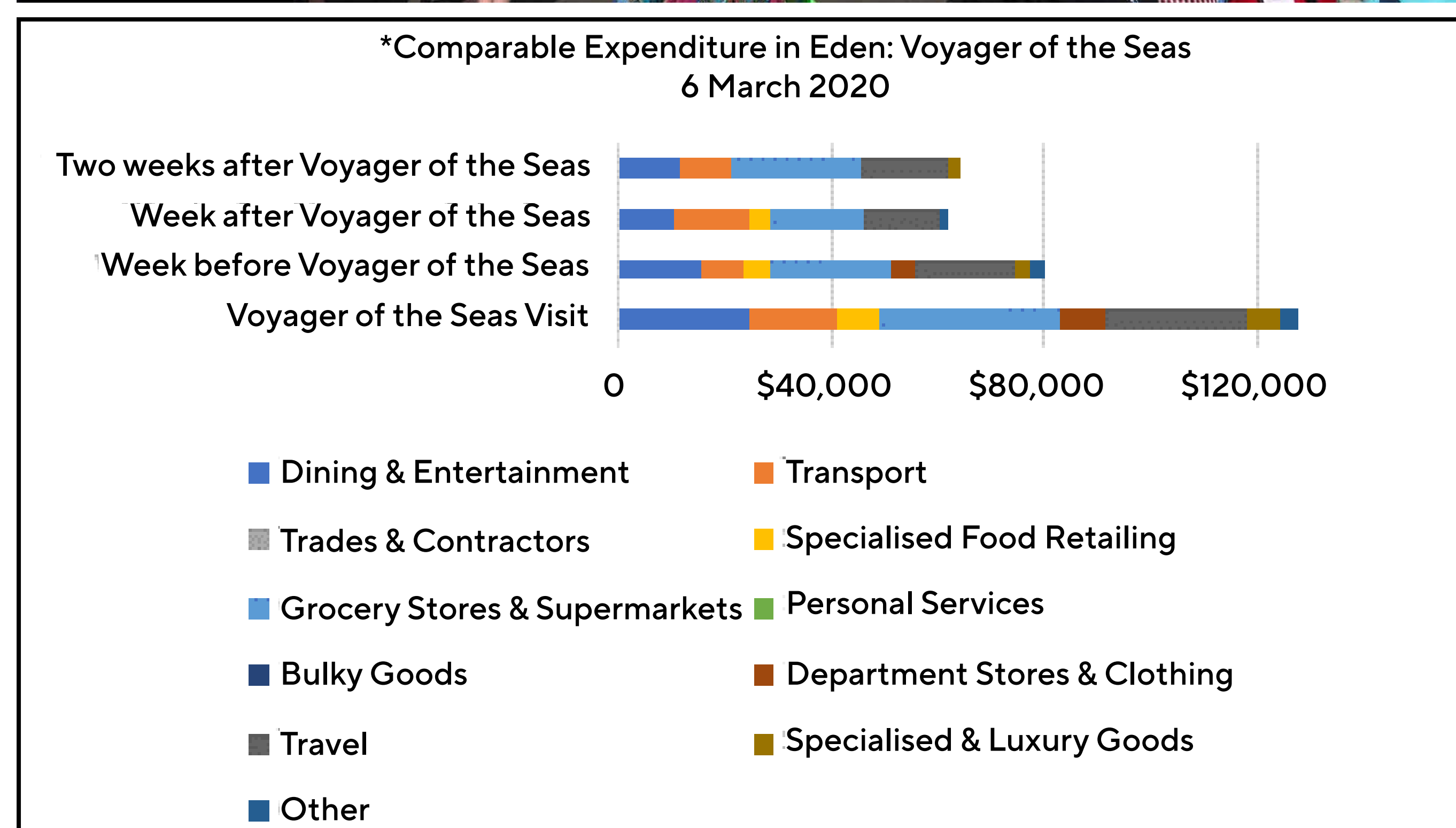
6 March 2020 – Largest cruise ship to visit Eden;
Voyager of the Seas

- 3,548 passengers, 1,181 crew
- 3,457 disembarked (2,658 passengers, 799 crew)
- \$50,000+ additional spend in Eden on day*

2022/23 season – Eden expects 35-40 cruise visits

Cruise itineraries are planned 2-3 years in advance

Currently, only one Australian port (Brisbane) is Oasis class ready. More Oasis class ready ports are needed to secure southern hemisphere deployment.



Source: Spendmapp by Geografia, BVSC